

What Matters to Student Success: A Study On Campus Resource Utilization For Racial and/or Ethnic Minority Undergraduate Students Attending UC San Diego

Leslie Zepeda, Karlyn Malit, AnnaClaire Rogness, Chhaya Khera, and Victoria Evans
B.S. in Public Health, UC San Diego Herbert Wertheim School of Public Health

Introduction

- Nationally, Hispanic and African American or Black students are much more likely to be first-generation students compared to Asian and White students (44% vs. 34% vs. 29% vs. 22%).¹
- The national retention rate is lower among African American or Black and Hispanic students compared to White and Asian students (66.2% vs. 70.3% vs. 78.1% vs. 84.7%).²
- Higher educational attainment is correlated with better health outcomes according to the *health gradient*, where socioeconomically disadvantaged individuals end up having worse health.
- Understanding how students take advantage of educational resources and how they are supported by their institution will provide context for their educational attainment, or lack thereof, in order to ultimately bridge the gap between educational attainment and health outcomes.

Objective

- To determine whether racial and/or ethnic minority undergraduate students utilize the campus resources available at University of California, San Diego (UCSD).

Methods

- In April of 2022, an online cross-sectional anonymous survey was distributed to UCSD undergraduate students (n=97) via email and posts on social media platforms.
- Questions elicited participants demographic characteristics and knowledge, utilization, as well as the perceived impact of available campus resources were inquired.
- Descriptive statistical analyses were used to compare overall knowledge, usage, and the helpfulness of campus resources to assess any differences among racial/ethnic minority students.

Results

- 87% (n=77) of racial/ethnic minority students had heard of campus resources, which is a higher rate compared to their White peers.
- White students had a 70% (n=14) utilization rate of campus resources, while racial/ethnic minority students had a 67.5% (n=52) utilization rate of resources.
- 50% (n=39) of racial/ethnic minority students were *very satisfied* with the campus resources available to them at UCSD.

Results

Table 1. Characteristics of Study Participants

	Frequency (n=97)	Percentage
Racial Category		
Asian	44	45.40%
White	20	20.60%
Black or African American	11	11.30%
Multiracial	8	8.20%
Native Hawaiian or Pacific Islander	6	6.20%
Other	6	6.20%
American Indian or Alaskan Native	2	2.10%
Hispanic/Latinx/Spanish Origin		
Yes	24	24.70%
No	73	75.30%
Age		
18-19	16	16.50%
20-21	47	48.50%
22-23	22	22.70%
24+	12	12.40%
Transfer Student		
Yes	31	32%
No	66	68%
First-Generation College Student		
Yes	52	53.60%
No	45	46.40%

Results

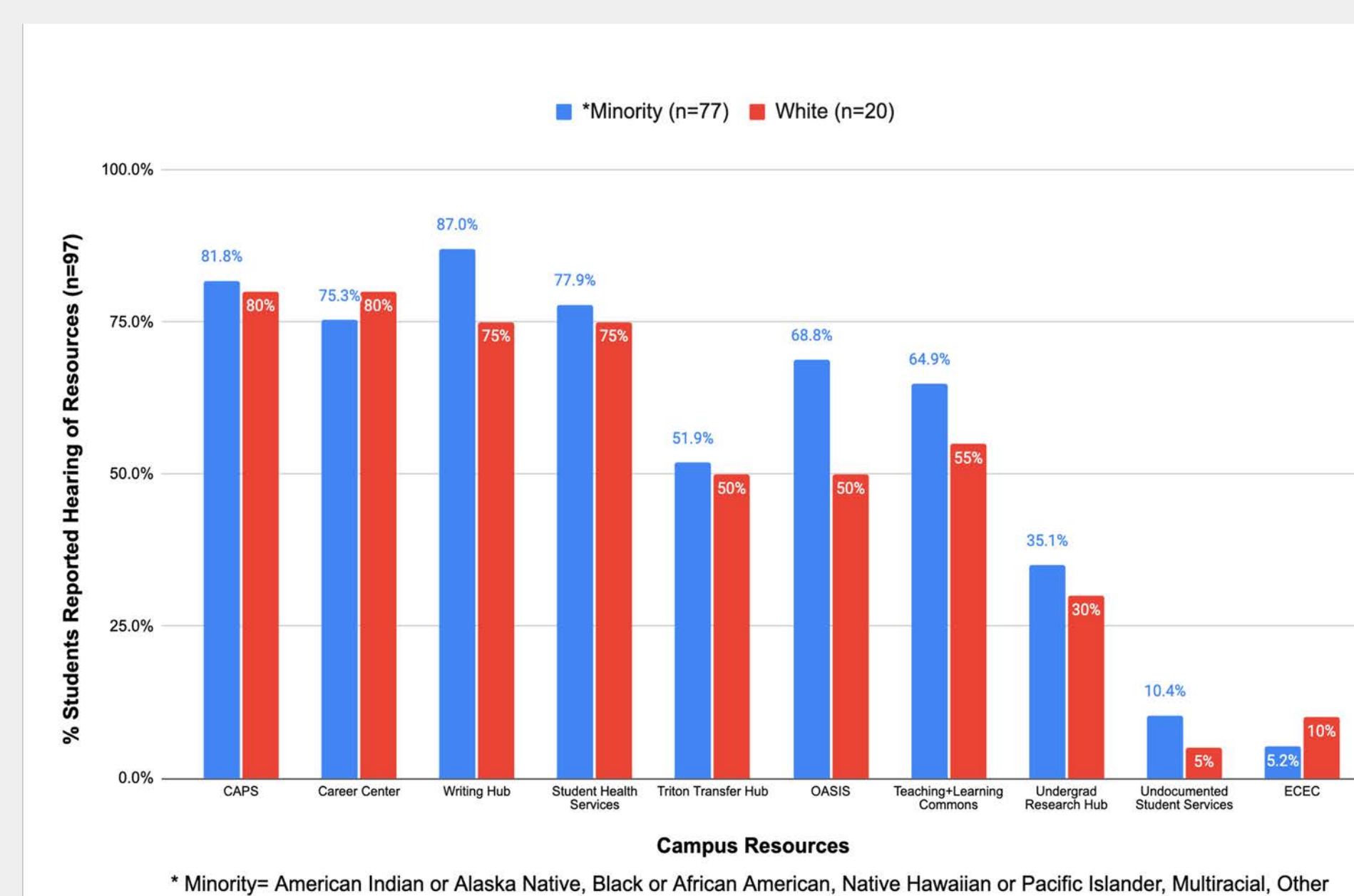


Figure 1. Percentage of UCSD Students Hearing of Listed Campus Resources by Race, 2022

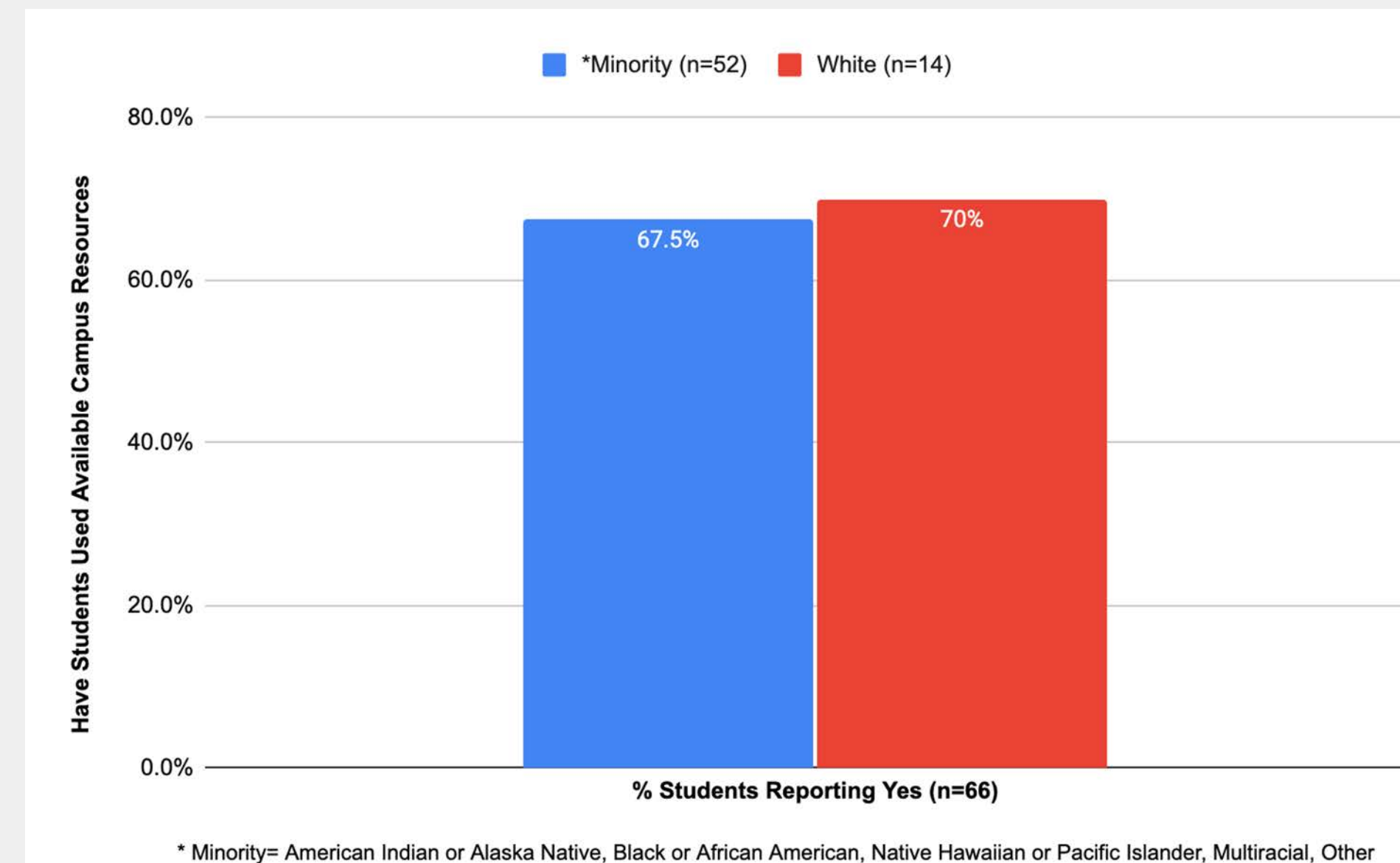


Figure 2. Proportion of UCSD Students That Used Campus Resources by Race, 2022

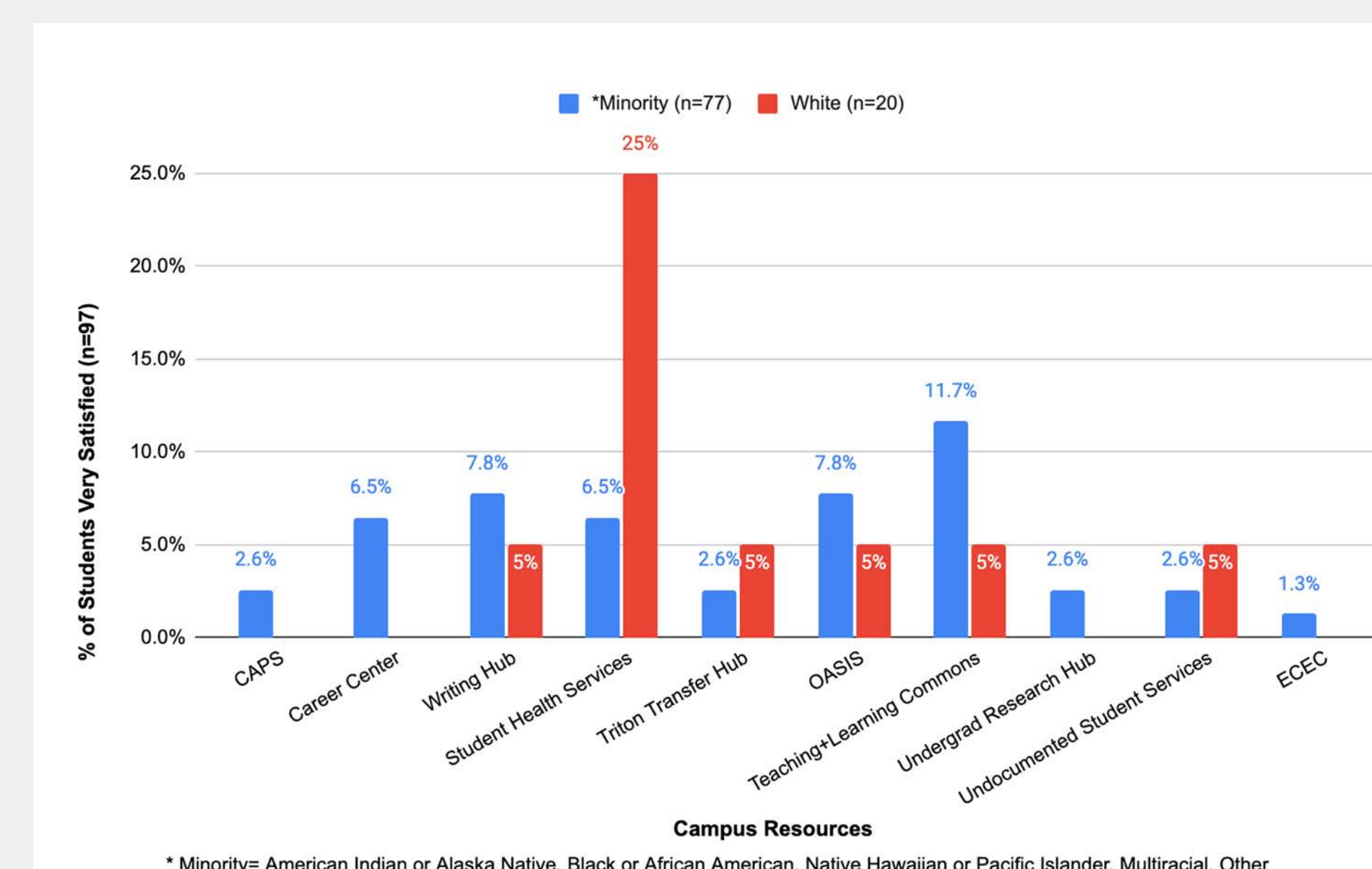


Figure 3. Percentage of UCSD Students Satisfied with Listed Campus Resources by Race, 2022

Conclusion

- Findings indicate that there was an overall awareness of existing resources among racial/ethnic minority students at UCSD.
- There was not a significant difference in utilization and knowledge of resources between students who identified as racial/ethnic minorities vs. White.
- Further research is needed to examine the quality of the available campus resources at UCSD.
- A study limitation is that there were no specifications regarding the COVID-19 pandemic in terms of availability of campus resources.

Policy Implications

- The results of this study are meant to guide university staff in identifying the campus resources that require future improvements in order to encourage campus interaction and academic achievement among racial/ethnic minority students.
- The lesser-known resources should be heavily publicized through various platforms to increase student reach out.



References

- Santiago, D. A., Martinez, J., Bonilla, C., & Labandera, E. (2019, April 1). Latinos in Higher Education: Compilation of Fast Facts. *Excelencia in Education*. Retrieved February 18, 2022, from <https://www.edexcelencia.org/research/publications/latinos-higher-education-compilatio-fAst-facts>
- Center NSCR. (2020, August 27). Persistence & Retention - 2019. *National Student Clearinghouse Research Center*. <https://nscresearchcenter.org/snapshotreport35-first-year-persistence-and-retention/> Accessed February 18, 2022.